




original
ZIP sheets®


Instructions for Use

Copyright © 2008 Zipco. All rights reserved. Protected by US Patent #US D468,951 S VELCRO® is a registered trademark of Velcro Industries B.V.


Thank you for purchasing Zip Sheets®. Life just got a little easier. Follow the simple instructions below and start enjoying the convenience and safety of Zip Sheets®. Please remove all fitted and flat sheets, mattress pads, rubber sheeting along with the mattress from the crib before using Zip Sheets®. *Twin sets require two people to set up.*



1. Stand mattress on end and slip zippered mattress cover over end of mattress.



2. Pull mattress cover down over entire mattress and zip closed



3. Place mattress back in crib with VELCRO® side facing upward



4. Lay Piddle Pad on top of mattress lining up VELCRO® strips of Piddle Pad™ and mattress cover



5. Run your hand along Piddle Pad™ edges to secure VELCRO® and you're done!



6. To change: pull Piddle Pad™ corner toward center of mattress and remove, lay clean Piddle Pad™ down and repeat step #5